

WGP1200/1200/2X75/100PL-E Automatic Grouting Station



◆ Product Description

WGP1200/1200/2X75/100PL-E automatic grouting station is a combination of a mixer, circulation pump and grouting pump. It is mainly used for making cement slurry, etc., which is applied to surface/underground construction, such as highway, railway, hydropower, construction, mining, etc.

High-speed eddy current mixer ensures fast and even mixing. Water and cement are quickly mixed into a uniform slurry. The grout is then transferred to the grouting pump, which ensures continuous mixing and grout operations. The machine is integrated with the distributor, PLC, can freely adjust the proportion of water, cement, and additives, and can be set according to the formula of automatic configuration of materials, greatly improving the work efficiency.


◆ Product Feature


1. Compact structure.
2. Simple operation and easy maintenance.
3. There are two operation modes: automatic mode and manual mode.
4. Less spare parts ensure low maintenance costs.
5. High speed vortex mixer ensures mix quickly and evenly.
6. The proportion of materials in the formula can be adjusted freely.
7. It can realize automatic configuration and replenishment of materials.
8. Flameproof electric cabinet, protection grade IP56.
9. With CE, and ISO certification.


◆ Product Specification

Name		Data
Model		WGP1200/1200/2X75/100PL-E
Mixer	Capacity	1200L
	W/C ratio	0.5~1
Agitator	Capacity	1200L
	Power	3.0Kw
Circulation pump	Power	15KW
	Rate Rev.	1800r/min
	Flow	850L/min
Screw feeder	Power	7.5KW
	Delivery volume	40t/h
Water supply	Tank capacity	950L
	Water pump	50ZX20-30 (4.0KW)
	Flow@head	20m ³ /h@30m
Additive supply	Tank capacity	150L
	Additive pump	25SFBX-8 (0.25KW)
	Flow@head	2m ³ /h@8m
Air Supply	Air compressor	V-0.25/8 (2.2KW)
	Exhaust volume	0.25m ³ /min
Grouting pump (2X1set)	Model	WGH75/100PI-E
	Piston diameter	100mm
	Piston stroke	150mm
	Low pressure@Flow	0-50bar@0-75L/min
	High pressure@Flow	0-100bar@0-40L/min
	Power	7.5Kw
Dimension(without screw feeder)		4700x2100x2150mm
Weight		3450Kg
Note: We can customize according to your requirements.		

◆ Detail Part







◆ Other Pictures









Zhengzhou Wode Heavy Industry Co., Ltd.

Add: 20 Chuangye Avenue, Gaoshan Town Industry Zone,
Xingyang City, Zhengzhou, Henan Province, in China.

Web: <https://www.wodetec.com>

E-Mail: sales@wodetec.com